



## **BYPASS – Audi, Seat, Skoda, VW**

**+ simulator of immobilizers and seat occupant detector  
41 programs !**



**Use:**

**Petrol ME7**

**Diesels EDC16**

**Diesels EDC15**

**Petrols Bosch ME7**

**immo off - immo on**

**Capacity 1,4-1,8-2,0-2,4-2,6-2,8-3,0-3,5-4,2**

**Tested on drivers:**

**0 261 201 144 Golf V 1,4 2002-2006.**

**0 261 204 873 Audi A4/Passat 1,8 1999.**

**0 261 207 360 Bora 2,0 2000-2005.**

**0 261 206 123 Passat 2,8 2000.**

**0 261 206 019 Audi A8 4,2 2000.**

**0 261 207 534 Seat Leon 1,8 20V 2002.**

**Diesels EDC16 K-line + CAN**

**immo off - immo on**

**Testes on drivers :**

**0 281 011 XXX :**

## **K-line**

**0 281 011 145 VW PASSAT B5 2,0 Tdi 2006 -  
mechanical ignition switch**

**0 281 011 258 VW TOUAREG 2,5 Tdi 2003 - 2010**

**0 281 011 364 A3 1,9 Tdi 2004**

**0 281 011 383**

**0 281 011 385**

**0 281 011 568 VW T5 2,5 Tdi 2006/2007**

**0 281 011 843 Golf 5 2,0 Tdi 2004**

**0 281 011 844 VW Touran 2,0 Tdi 2004**

**0 281 011 855 VW T5 1,9 Tdi 2003**

**0 281 011 856 VW T5 1,9 Tdi 2005**

**0 281 011 882 VW Caddy 1,9 Tdi 2006**

**0 281 011 883 SKODA OCTAVIA 1,9 Tdi 2004 -  
2010**

**0 281 011 900**

**0 281 011 945**

**0 281 011 946 Touran 1,9 Tdi 2006**

**0 281 011 907 Touran 2,0 Tdi**

### **0 281 012 XXX :**

#### **K-line**

**0 281 012 220 VW GOLF V 1,9 Tdi 2005**

**0 281 012 390 VW CADDY 1,9 Tdi 2003 - 2010**

**0 281 012 696 SEAT ALHAMBRA, VW SHARAN 2,0 Tdi 2005 - 2010**

**0 281 012 698 SKODA SUPER B 2,0 Tdi 2006**

**0 281 012 762 VW T5 1,9 Tdi 2006 - 2010**

**0 281 012 792**

#### **CAN**

**0 281 012 113 Audi A4 2,0 Tdi 2008**

**0 281 012 545 Audi 1,9Tdi 2007**

**0 281 012 546 Audi 1,9Tdi 2006**

**0 281 012 654 Audi 2,0Tdi 2005**

**0 281 012 270 Audi 3,0 Tdi A6 Quattro**

### **0 281 013 XXX :**



## **K-line**

**0 281 013 228 VW JETTA 2,0 Tdi 2007**

**0 281 013 299 SKODA OCTAVIA 2 2,0 Tdi 2005 - 2011**

**0 281 013 302 VW TOUAREG 2,5 Tdi 2005 - 2010**

**0 281 013 311 VW PASSAT 2,0 Tdi 2005 - 2009**

**0 281 013 440 VW PASSAT C 2,0 Tdi 2005 - 2009**

**0 281 013 606 VW GOLF V 1,9 Td 2006**

## **CAN**

**0 281 013 177 A6 2,7 Tdi 2007**

## **0 281 014 XXX :**

### **K-line**

**0 281 014 004**

**0 281 014 044 VW TOURAN 1,9 Tdi 2006 - 2010**

**0 281 014 049 T5 2,5Tdi 2007**

**0 281 014 064 VW GOLF 1,9 Tdi 2006 - 2008**

**0 281 014 128 Tauran 1,9 Tdi 2006 – 2010**

**0 281 014 136 SKODA OCTAVIA II 1,9 Tdi 2006 - 2010**

**0 281 014 891 T5 2,5Tdi 2009**

## **CAN**

**0 281 014 384 A6 2,7 Tdi 2007**

### **Tdi EDC15 – immo off, immo on capacity 1,2 1,4 1,9 2,5 diesel:**

**1,2 1,4 1,9 2,5 diesel, since 2000 year to 2004 year,  
some to 2006 year and even to 2008 year (without Audi  
with coded pump)**

Select the needed program with switches:

**ME7 immo off**  
**(1+4+5)**



**ME7 immo on  
(2+4+5)**



**Tdi EDC16 K-line immo off**  
**(3)**



**Tdi EDC16 K-line immo on  
(1 + 3)**



**Tdi EDC16 CAN 1,9 - 2,0 Tdi immo off**  
**(1 + 3 + 5)**





**Tdi EDC16 CAN 1,9 - 2,0 Tdi immo  
on  
(2 + 3 + 5)**





**Tdi EDC16 CAN 2,7 – 3,0 Tdi immo  
off  
(1 + 2 + 3 + 5)**



**Tdi EDC16 CAN 2,7 – 3,0 Tdi immo  
on  
(4 + 5)**



## Tdi EDC15 immo off (2)



**Tdi EDC15 immo on  
(2 + 1)**



- **turn on the ignition switch**
- **connect the device to the diagnostic plug**
- **LED is blinking fast, if after about one minute it will blink slowly then disconnect device and immo is turned off permanently.  
If it won't work at first time, then repeat steps from the beginning.**

**Gasoline, diesel without CAN (to about 2001) - emergency start (1)**






- **connect with the head of the cables plugs of the instrument cluster or immo as pictured**
- **connect the device to the diagnostic plug**
- **turn on the ignition (to 10 seconds)**
- **if LED will blink slowly then turn on the car**

**Gasoline, diesel without CAN (to about**

## **2001) emergency starts after connecting pins of instrument cluster or immo**


**Connect with the heads of the cables pins of  
the instrument cluster**




**Connect the heads of the cables to 5<sup>th</sup> pin in  
green plug of instrument cluster and 25<sup>th</sup> in  
blue plug (in Audi pin 28)**




**With immo box:**



**Plug with 6 pins, heads of the cables  
to pins 2 and 3**




**Plug with 8 pins, heads of the cables  
to pins 7 and 8**




**Plug with 12 pins, heads of the cables  
to pins 9 and 10**





**Plug with 10 pins (older cars without CAN)  
heads of the cables to pins 7 and 8**



**Plug with 12 pins, heads of the cables  
to pins 6 and 8**

# IMMOBILIZERS SIMULATOR

## CONNECTING THE EMULATOR:

**red – power**

**blue – GND**

**green – code**

**white – CAN L**

**black – CAN H**

## Two leds indicating:

**white LED** - power

**blue LED** – information about transmission

- all switches turn off – diagnostic mode

2 sec does not lit / 0,1 sec will blink

- adjusting to the driver - blinking 0,1 sec

- after adjusting - 2 seconds is light on and then will stop for 0,1 sec

**Citroen, Peugeot, Renault  
ECU with processor TMS 374 – immo**

**POWER SUPPLY OF EMULATOR +5V!!!**



**Connection: look at instruction  
to emulator immo  
No. 6 TMS 374**

**Daewoo**  
**ECU with processor HC11F1 – immo**



**Connection: look at instruction  
to emulator immo  
No. 7 Daewoo**



## Fiat, Citroen, Peugeot without CAN – immo



**Connection: look at instruction  
to emulator immo  
No. 8 Fiat**

## Kia Sportage 2,0 Td – immo



**Connection: look at instruction  
to emulator immo  
No. 9 KIA**

**Matiz, Tacuma and Lanos  
1,4 hybrid – immo**



**Connection: look at instruction  
to emulator immo  
No. 10 Matiz**

## Mercedes CR without CAN – immo



**Connection: look at instruction  
to emulator immo  
No. 11 Mercedes CR**

## Mercedes CR1 with CAN older – immo



**Connection: look at instruction  
to emulator immo  
No. 12 Mercedes CR1**



## Mercedes CR2 with CAN newer – immo



**Connection: look at instruction  
to emulator immo  
No. 13 Mercedes CR2**

**Nissan from 2000 to 2002 year – immo**



**Connection: look at instruction  
to emulator immo  
No. 14 Nissan**

## Opel immo on HC05 – immo



**Connection: look at instruction  
to emulator immo  
No. 15 Opel**



## Renault without CAN – immo



**Connection: look at instruction  
to emulator immo  
No. 16 Renault**

## **Suzuki with memory OKI – immo**



**Connection: look at instruction  
to emulator immo  
No. 17 – 18 Suzuki**

## **Suzuki with memory X24C01 – immo**



**Connection: look at instruction  
to emulator immo  
No. 17 – 18 Suzuki**

## Citroen – Peugeot CAN – immo



**Connection: look at instruction  
to emulator immo  
No. 19 Citroen -Peugeot CAN**

## **Mercedes ESL - electronic emulation of the steering column lock – immo**



**Connection: look at instruction  
to emulator immo  
No. 20 Mercedes ESL**

# **SIMULATOR OF SEAT OCCUPANT DETECTOR**

**The emulator connect to a plug under the passenger seat, instead of original seat occupant detector.**

**There are 3 cables:**

**+12V ACC**  
**GROUND**  
**DIGITAL SIGNAL**

**Before connecting emulator use multimeter to check signals on pins in a plug!**



**BMW Europa to 2007 with plastic key  
– seat occupant detector**

**-E65, E60, E63, E90,X5**

**without installed child restraint**



## **Mercedes – seat occupant detector**

- E-class W211 (2002-2004) with comp. airbag  
Temic,

- S-class W220 (2003-2005)

without installed child restraint



## **Mercedes – seat occupant detector**

- E-class W211 (2002-2004) with comp. airbag  
Temic,

- S-class W220 (2003-2005)

with installed child restraint



## **Mercedes – seat occupant detector**

- A-Class W168 (1997-2001)
- C-Class W202 (1999-2001)
- Vito W638 to 2003
- ML with comp. airbag TRW 1999
- E W210 to 1999
- E-Class before lifting with lamp Airbag Off

without installed child restraint



## **Mercedes – seat occupant detector**

- A-Class W168 (1997-2001)
- Class W202 (1999-2001)
- Vito W638 to 2003
- ML with comp. airbag TRW 1999
- E W210 to 1999 - E-Class before lifting and with lamp Airbag Off

with installed child restraint





## **Mercedes – seat occupant detector**

- W210 (2000-2003.) with lamp Airbag Off
- E-Class,
- Vito W639 (2002-2005),
- ML W163 from 2000,
- A-Class W168 (2002-2005)
- S-Class W220 (2000-2003),
- C-Class W203 to 2005,
- CLK W209,
- Vaneo

without installed child restraint





## **Mercedes – seat occupant detector**

- E-Class with lamp Airbag Off,
- W210 (2000-2003),
- Vito W639 (2002-2005),
- ML W163 from 2000,
- A-Class W168 (2002-2005)
- S-Class W220 (2000-2003),
- C-Class W203 to 2005,
- CLK W209,
- Vaneo

with installed child restraint



## **BMW – seat occupant detector**

- Europa from 1997 to 2003
  - E38, E39, E36, E46, X5, X3, E65, E60
- without installed child restraint



## **BMW – seat occupant detector**

- Europa from 1997 to 2003
  - E38, E39, E36, E46, X5, X3, E65, E60
- with installed child restraint**



## **Mini Cooper 2002-2005 – seat occupant detector**

**without installed child restraint**



## **Mini Cooper 2002-2005 – seat occupant detector**

**with installed child restraint**





## **Mazda – seat occupant detector**

- Premacy, MX-5, 626, 323, 6

without installed child restraint





## **Mazda – seat occupant detector**

**- Premacy, MX-5, 626, 323, 6**

**with installed child restraint**



## **Fiat Stilo – seat occupant detector**

**without installed child restraint**



## **Fiat Stilo – seat occupant detector**

**with installed child restraint**



**Thank you for purchasing our device.**

**[www.carlabimmo.com](http://www.carlabimmo.com)**

**Last update of instructions : 30.08.2011.**